

Date	Project	Part #
------	---------	--------



Applications

- Canopies
- Corridors
- Stairwells
- Parking Garages

Features

- 2ft and 4 ft options available
- 4000K and 5000K options
- 36Vdc
- Additional mounting plate available
- Five year warranty²
- See website for installation guide and IES file

Lumen Maintenance

- L70 rating of > 50,000 hours

Electrical

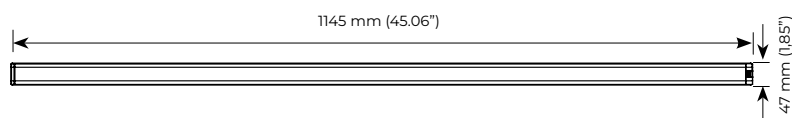
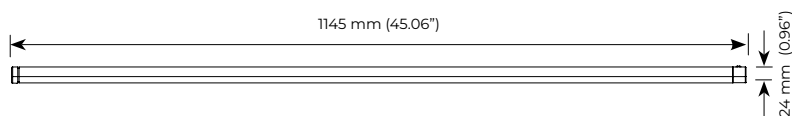
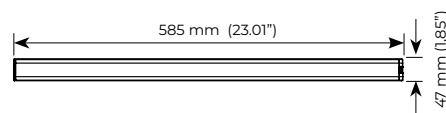
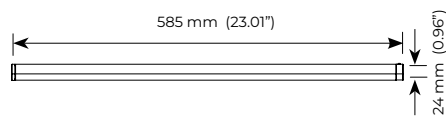
- 36Vdc

World Wide Certifications (Pending)

- ETL
- See regional section for applicable certification



Light Bar Dimension (No Mounting Plate)



2ft

- Wattage: 25W
- CRI: 80
- 0.9lbs / 0.41kg
- Lumen output: 2750 Lumens, 110L/W

4ft

- Wattage: 50W
- CRI: 80
- 2lbs / 0.91kg
- Lumen output: 5500 Lumens, 110L/W

